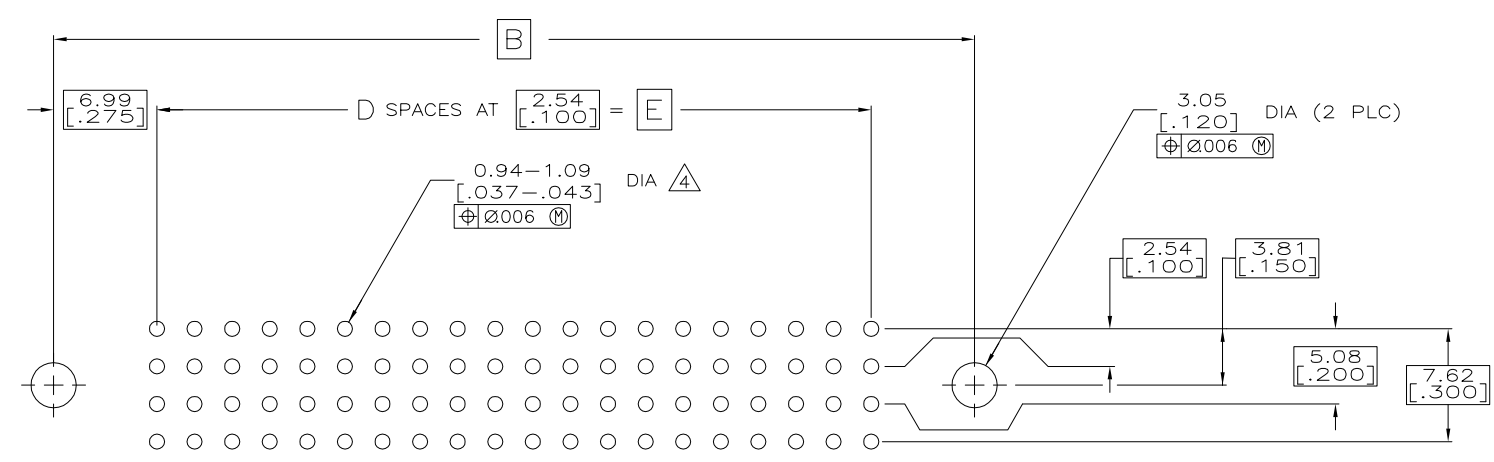
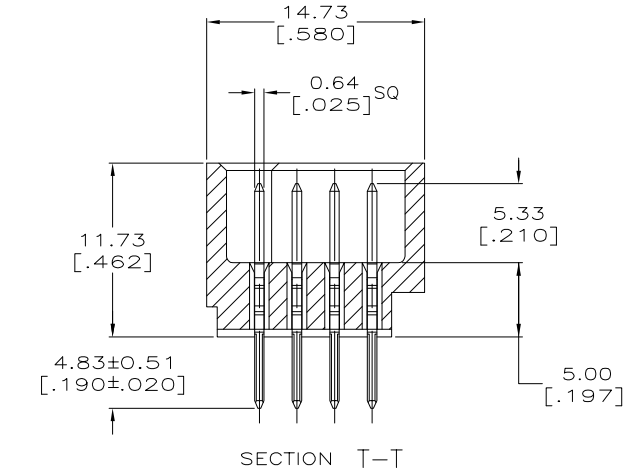
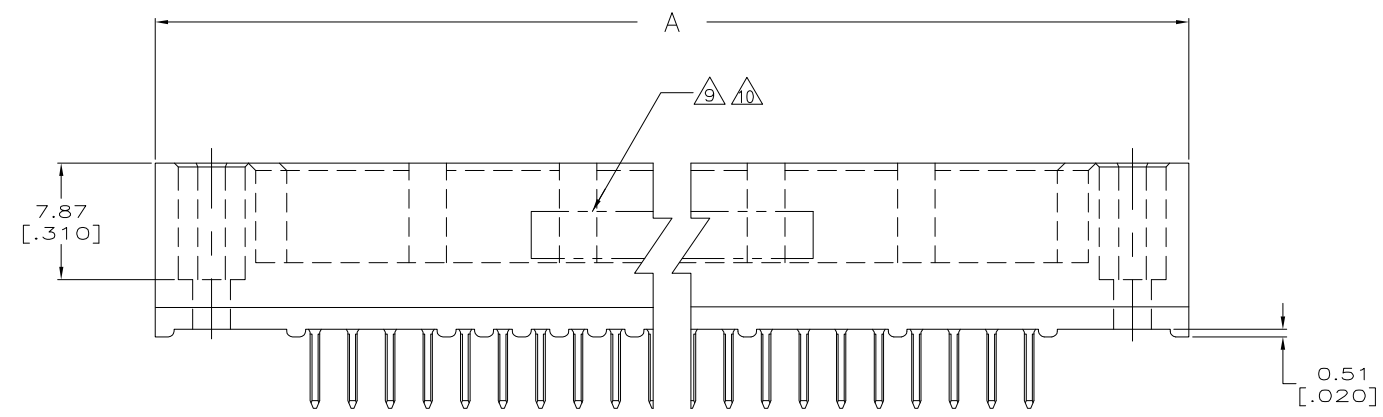
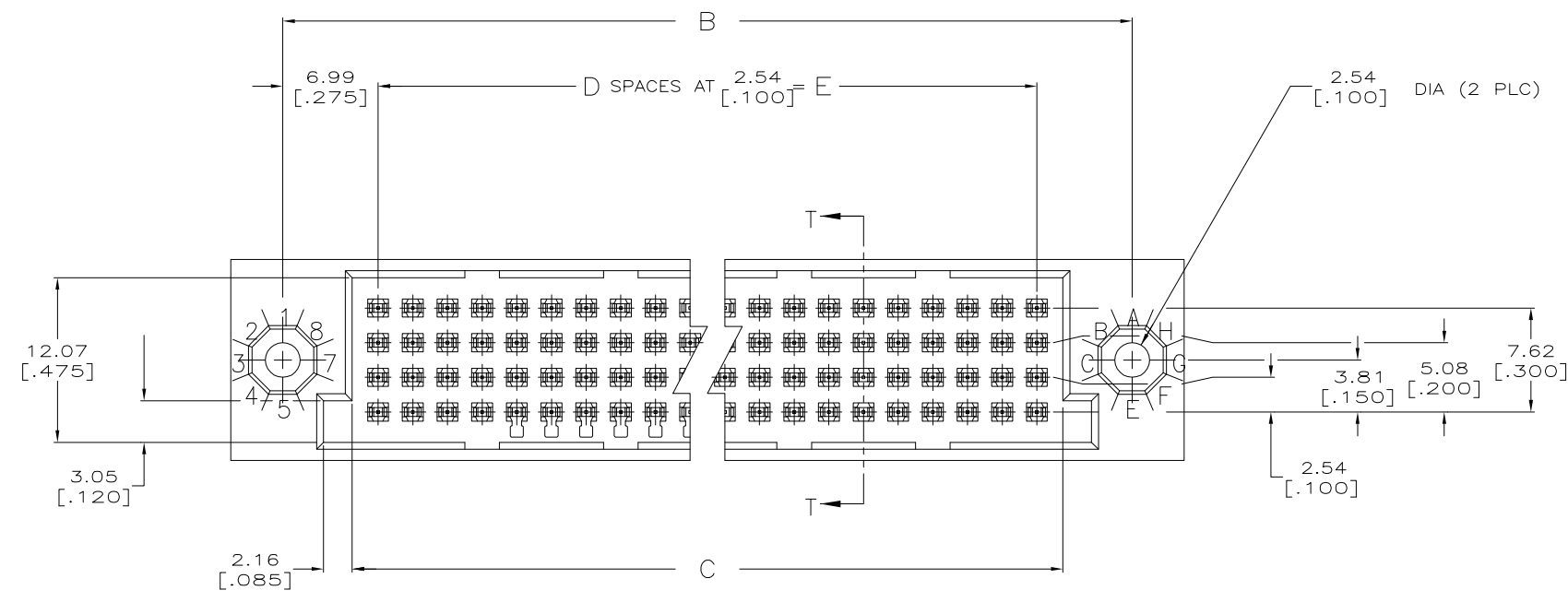


LOC		DIST		REVISIONS			
#	LTR	DESCRIPTION	DATE	DN	APP	DATE	BY
T		REVISED PER ECR-15-013724	15OCT2015	DS	FY		



RECOMMENDED P.C. BOARD LAYOUT

THIS DRAWING IS A CONTROLLED DOCUMENT.		DN: R.K. SEIFRIED 04/09/90	STE TE Connectivity	
DIMENSIONS: mm [INCHES]		CHK: F. KIBLER 8-18-92	NAME: HDI, 4 ROW, PIN ASSEMBLY, 4.83 [.190] LONG SOLDER PINS, .00076 [.000030] GOLD PLATE	
TOLERANCES UNLESS OTHERWISE SPECIFIED:		APVD: -	PRODUCT SPEC: -	
0 PLC ± -		APPLICATION SPEC: -		SIZE: A1
1 PLC ± -		MATERIAL: -		CAGE CODE: 00779
2 PLC ± -		FINISH: -		DRAWING NO: C=532436
3 PLC ± 0.13 [.005]		WEIGHT: -		SCALE: 4:1
4 PLC ± -		CUSTOMER DRAWING		SHEET 1 OF 2
ANGLES: -		REV: T		

- ① HOUSING MATERIAL: THERMOPLASTIC, COLOR-BLACK.
- ② CONTACT MATERIAL: PHOSPHOR BRONZE.
- ③ CONTACT FINISH: .00127-.00254 [.000050-.000100] NICKEL UNDERPLATE ALL OVER; .00076 [.000030] GOLD PLATE IN CONTACT AREA, TIN-LEAD PLATED POSTS.
- ④ SOLDER PIN POST RECOMMENDED P.C. BOARD HOLE SIZES ARE 0.94-1.09 [.037-.043]; RECOMMENDED PAD DIA IS 1.52 [.060].
- 5. DIMENSIONS IN BRACKETS ARE IN INCHES.
- ⑥ HOUSINGS WITH CENTER MOUNTING IS RECOMMENDED FOR ASSEMBLIES HAVING 75 CONTACTS PER ROW OR MORE.
- ⑦ PART NUMBER IS OBSOLETE.
- ⑧ NO CONTACT LUBRICANT
- ⑨ AMP, PART NUMBER, AND DATE CODE
- ⑩ OEFD0-983-9000-045, REV-, 00779 AND DATE CODE, ONLY FOR PART NUMBER 2-532436-0
- ⑪ PART NUMBER IS FOR ROCKWELL COLLINS.

⑪⑩⑧	73.66 [2.900]	29	77.47 [3.050]	87.63 [3.450]	95.25 [3.750]	120	2-532436-0
⑥⑦	---	---	---	---	---	---	1-532436-9
⑦	---	---	---	---	---	---	1-532436-8
⑥⑦	---	---	---	---	---	---	1-532436-7
⑥⑦	---	---	---	---	---	---	1-532436-6
⑥⑦	---	---	---	---	---	---	1-532436-5
⑥⑦	---	---	---	---	---	---	1-532436-4
⑥⑦	200.66 [7.900]	79	204.47 [8.050]	214.63 [8.450]	222.25 [8.750]	320	1-532436-3
	187.96 [7.400]	74	191.77 [7.550]	201.93 [7.950]	209.55 [8.250]	300	1-532436-2
⑦	175.26 [6.900]	69	179.07 [7.050]	189.23 [7.450]	196.85 [7.750]	280	1-532436-1
⑦	162.56 [6.400]	64	166.37 [6.550]	176.53 [6.950]	184.15 [7.250]	260	1-532436-0
	149.86 [5.900]	59	153.67 [6.050]	163.83 [6.450]	171.45 [6.750]	240	532436-9
	137.16 [5.400]	54	140.97 [5.550]	151.13 [5.950]	158.75 [6.250]	220	532436-8
	124.46 [4.900]	49	128.27 [5.050]	138.43 [5.450]	146.05 [5.750]	200	532436-7
	111.76 [4.400]	44	115.57 [4.550]	125.73 [4.950]	133.35 [5.250]	180	532436-6
	99.06 [3.900]	39	102.87 [4.050]	113.03 [4.450]	120.65 [4.750]	160	532436-5
	86.36 [3.400]	34	90.17 [3.550]	100.33 [3.950]	107.95 [4.250]	140	532436-4
	78.74 [3.100]	31	82.55 [3.250]	92.71 [3.650]	100.33 [3.950]	128	532436-3
	73.66 [2.900]	29	77.47 [3.050]	87.63 [3.450]	95.25 [3.750]	120	532436-2
	60.96 [2.400]	24	64.77 [2.550]	74.93 [2.950]	82.55 [3.250]	100	532436-1
	E	D	C	B	A	POSN	PART NUMBER

THIS DRAWING IS A CONTROLLED DOCUMENT. DWN R.K. SEIFRIED 04/09/90
 CHK F. KIBLER 8-18-92
 APVD -

STE TE Connectivity

NAME: HDI, 4 ROW, PIN ASSEMBLY, 4.83 [190] LONG SOLDER PINS, .00076 [.000030] GOLD PLATE

PRODUCT SPEC: -
 APPLICATION SPEC: -

SIZE: A1 CAGE CODE: 00779 DRAWING NO: C=532436

MATERIAL: ①② FINISH: ③ WEIGHT: -

CUSTOMER DRAWING SCALE: 4:1 SHEET 2 OF 2 REV T